

Treatment procedure:

Use this check list as a guide:

Microneedling device	needle cartridge
Sterile surgical gloves	gauze swabs/Cotton pads
Tissues	Plastic protector sleeve/barrier film
Disposable apron	Clinical waste bin
Microneedling Serum	Sharps bin
18 Gauge drawing up needle	2ml syringe

Timings:

A treatment should last 15 - 30 minutes maximum. This includes a full consultation, skin assessment, pre and post treatment protocol.

Procedure

1. Cleanse the treatment area with an antiseptic
2. Allow to dry completely
3. Draw the Hair serum up into a 2ml syringe **recommended dosage – 1ml per 10x10cm area**
4. Drop the serum onto the scalp
5. Choose the depth on your microneedling pen **recommended depth – 0.75-1.0mm**
6. Begin to work the serum into the skin covering the whole area
7. Apply another layer of serum
8. Create rows vertically & horizontally to cover the area
9. Apply any remaining serum

There will be redness, erythema and oedema with some possibilities of blood spotting


HAIR REINFORCEMENT

One session per week for a maximum of 6 weeks.


TREATMENT

1

Remove the needle and use the syringe as a pipette to deposit droplets of the solution onto the treatment area. Spread the solution using a cotton bud **0.5ml** of the solution per **10 by 10cm** area.




Amount of solution:
0.5ml




Treatment area:
10cm x 10cm

2

Choose the depth on the revitalize pen up to **1mm** with the **highest speed** (in case of skin sensitivity use only **0.75mm**). Start working in straight lines horizontally and vertically.




Depth: **0.75-1mm**




Speed:
fast

3

Apply another **0.5ml** of the solution at the same area.




Amount of solution:
0.5ml




Treatment area:
10cm x 10cm

4

Work with the **Revitalize Pen** in a circular motion covering all the area with the **same depth** and **speed**.





Revitalize Pen depth:
0.75-1mm

HAIR TRANSPLANT SUPPORT

One session per week for minimum 6 weeks.

TREATMENT

1

Remove the needle and use the syringe as a pipette to deposit droplets of the solution onto the treatment area. Spread the solution using a cotton bud **0.5ml** of the solution per **10 by 10cm** area.



Amount of solution:
0.5ml



Treatment area:
10cm x 10cm

2

Choose the depth on **Revitalize Pen** to **1mm** with **medium speed**. Start working in straight lines horizontally and vertically.



Depth: **1mm**



Speed:
medium



3

Apply another **0.5ml** of the solution at the same area.



Amount of solution:
0.5ml



Treatment area:
10cm x 10cm

4

Work with the **Revitalize Pen** in a circular motion covering all the area with the **same depth** and **speed**.



Revitalize Pen depth:
1mm

BEARD

One session per week for a maximum of 6 weeks.

TREATMENT

1

Remove the needle and use the syringe as a pipette to deposit droplets of the solution onto the treatment area. Spread the solution using a cotton bud **0.5ml** of the solution per **10 by 10cm** area.



Amount of solution:
0.5ml



Treatment area:
10cm x 10cm

2

Choose the depth on **Revitalize Pen** to **0.75mm** with the **highest speed**. Start working in straight lines horizontally and vertically.



Depth: **0.75mm**



Speed:
fast



3

Apply another **0.5ml** of the solution at the same area.



Amount of solution:
0.5ml



Treatment area:
10cm x 10cm

4

Work with the **Revitalize Pen** in a circular motion covering all the area with the **same depth** and **speed**.



Revitalize Pen depth:
0.75mm

EYEBROW

- First 3 weeks: Revitalize Booster and Hair for one session per week.
- Second 3 weeks: Revitalize Hair for one session per week.

TREATMENT

1

Remove the needle and use the syringe as a pipette to deposit droplets of the solution onto the treatment area. Spread the solution using a cotton bud **0.5ml** of the solution per **10 by 10cm** area.



Amount of solution:
0.5ml



Treatment area:
10cm x 10cm

2

Choose the depth on **Revitalize Pen** to **0.5mm** with the **lowest speed**. Start working in straight lines horizontally.



Depth: **0.5mm**



Speed:
slow



3

Apply another **0.5ml** of the solution at the same area.



Amount of solution:
0.5ml



Treatment area:
10cm x 10cm

4

Work with the **Revitalize Pen** in straight lines horizontally covering the same area with the **same depth** and **speed**.



Revitalize Pen depth:
0.5mm

Speed colours are matched to the my Filler revitalise pen but use it as a guide for setting your own device on a slow, medium and fast speed.